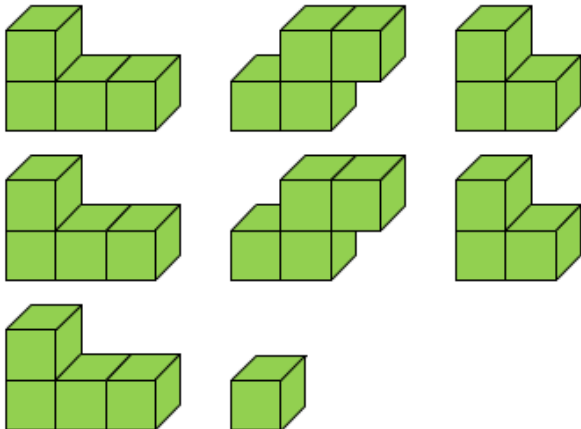
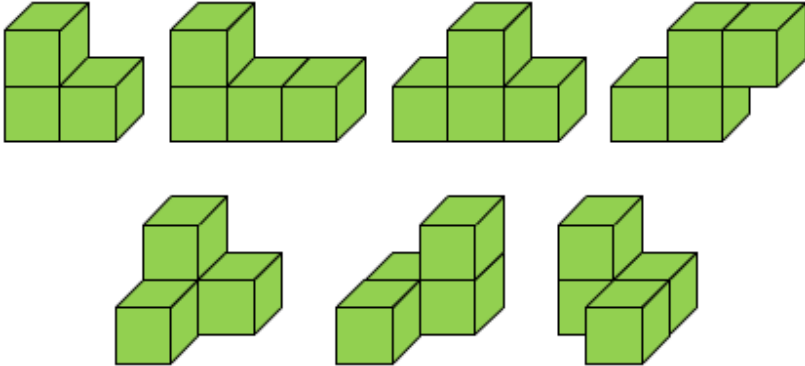
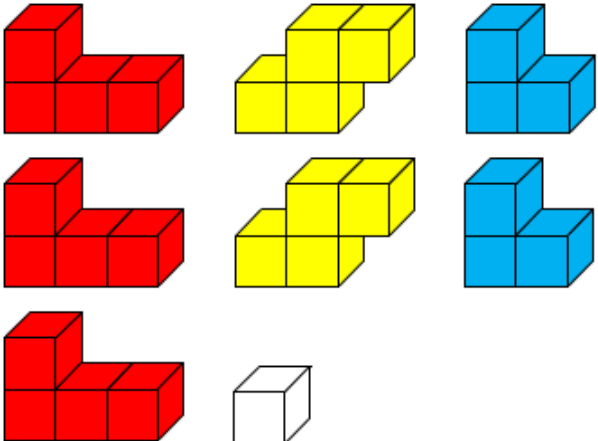
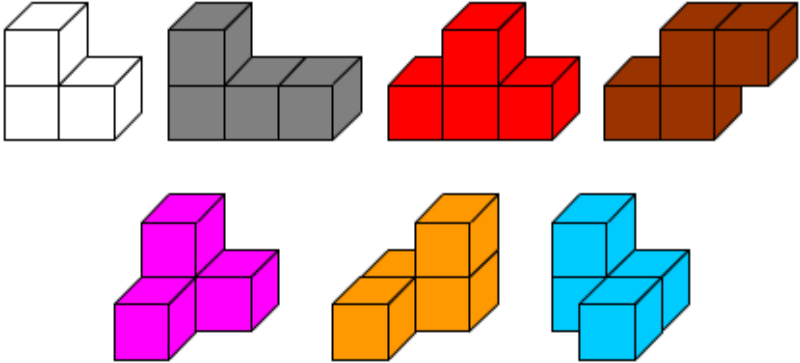



Les huit pièces du cube aztèque	Les sept pièces du cube Soma
<p>CP – Les dessins des huit pièces</p> 	<p>CE1 – Les dessins des sept pièces</p> 
<p>CP – Les couleurs des huit pièces</p> 	<p>CP – Les couleurs des sept pièces</p> 

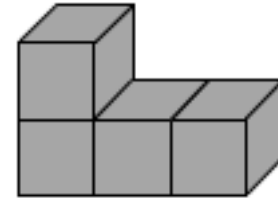
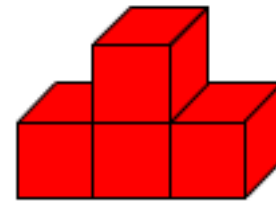
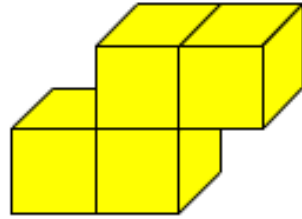
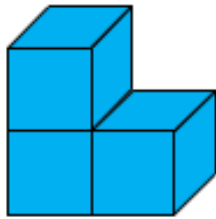
Premières constructions

Construire un solide qui ne dépasse pas de ce carré posé sur la table



Pour le cube Soma, repérer les barres de deux cubes et les barres de trois cubes.

Quatre solides à construire avec deux pièces



<p style="text-align: center;">1</p>	<p style="text-align: center;">2</p>	<p style="text-align: center;">1</p>	<p style="text-align: center;">2</p>
<p style="text-align: center;">3</p>	<p style="text-align: center;">4</p>	<p style="text-align: center;">3</p>	<p style="text-align: center;">4</p>