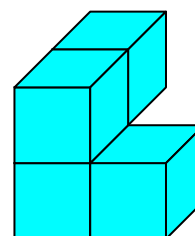
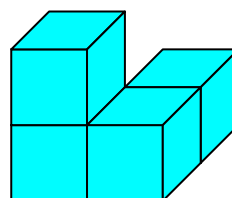
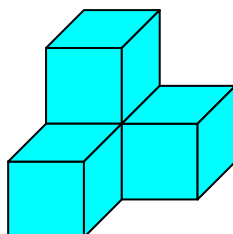
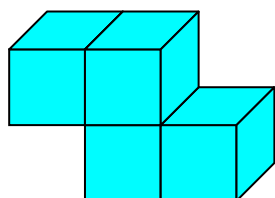
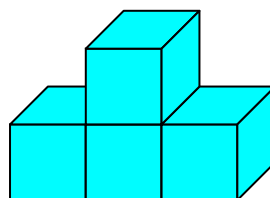
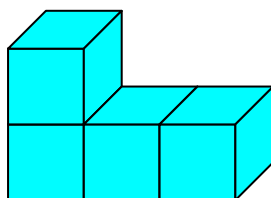
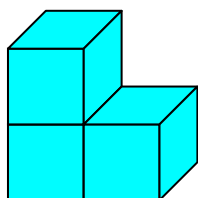


16 - LES SEPT PIÈCES DU CUBE SOMA



Association des Professeurs de Mathématiques
de l'Enseignement Public
Régionale de Lorraine



En utilisant certaines de ces pièces, réalise des parallélépipèdes.

Réussiras-tu à les utiliser toutes ?